



ZXMR-UHLD132 Series

16BB HALF-CELL N-Type TOPCon

Double Glass Monocrystalline PV Module

575-600W

POWER RANGE

23.22%

MAXIMUM EFFICIENCY

0.40%

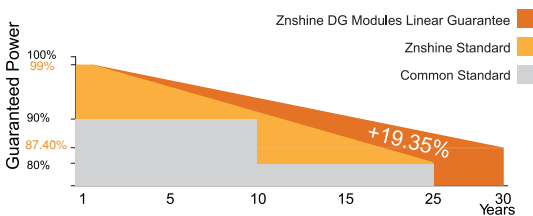
YEARLY DEGRADATION



12 YEARS PRODUCT WARRANTY



30 YEARS OUTPUT GUARANTEE



*Please check the valid version of Limited Product Warranty which is officially released by ZNSHINE PV-TECH Co.,Ltd.

KEY FEATURES



Excellent Cells Efficiency

SMBB technology reduce the distance between busbars and finger grid line which is benefit to power increase.



Better Weak Illumination Response

More power output in weak light condition, such as haze, cloudy, and early morning.



Anti PID

Ensured PID resistance through the quality control of cell manufacturing process and raw materials.



Adapt To Harsh Outdoor Environment

Resistant to harsh environments such as salt, ammonia, sand, high temperature and high humidity environment.



TIER 1


Global, Tier 1 bankable brand, with independently certified advanced automated manufacturing.



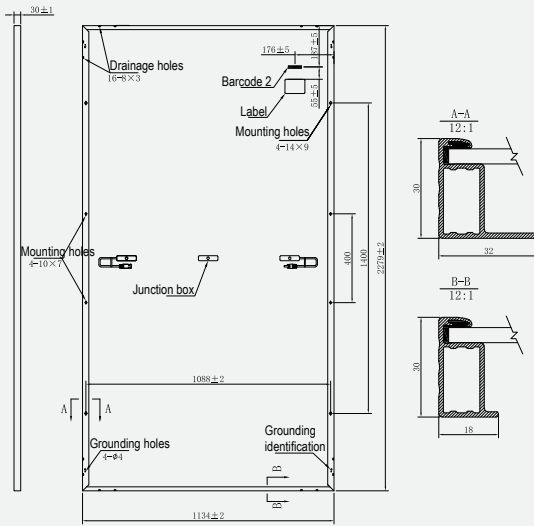
Excellent Quality Management System

Warranted reliability and stringent quality assurances well beyond certified requirements.

DIMENSIONS OF PV MODULE(mm)



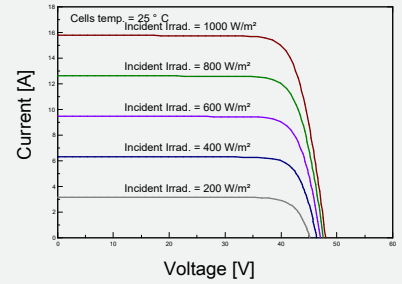
Front View



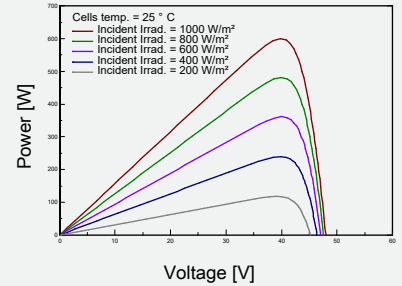
Back View

*Remark: customized frame color and cable length available upon request

I-V CURVES OF PV MODULE(600W)



P-V CURVES OF PV MODULE(600W)



ELECTRICAL CHARACTERISTICS | STC*

Nominal Power Watt Pmax(W)*	575	580	585	590	595	600
Maximum Power Voltage Vmp(V)	39.10	39.30	39.50	39.70	39.90	40.10
Maximum Power Current Imp(A)	14.71	14.76	14.82	14.87	14.92	14.97
Open Circuit Voltage Voc(V)	47.00	47.20	47.40	47.60	47.80	48.00
Short Circuit Current Isc(A)	15.54	15.59	15.65	15.70	15.75	15.80
Module Efficiency (%)	22.25	22.44	22.64	22.83	23.02	23.22

*The data above is for reference only and the actual data is in accordance with the practical testing
 *STC (Standard Test Condition): Irradiance 1000W/m², Module Temperature 25±2°C, AM 1.5
 *Measuring uncertainty: ±3%, all the electrical characteristics such as Power, Im, Vm and FF are within ±3% tolerance.

MECHANICAL DATA

Solar cells	N-type Monocrystalline
Cells orientation	132 (6×22)
Module dimension	2279×1134×30mm (With Frame)
Weight	31.5±1.0 kg
Glass	2.0 mm+2.0mm, High Transmission, AR Coated Heat Strengthened Glass
Junction box	IP 68, 3 diodes
Cables	4 mm² ,350mm (With Connectors)
Connectors*	MC4-EVO2 compatible

*Please refer to regional datasheet for specified connector

ELECTRICAL CHARACTERISTICS | NMOT

Maximum Power Pmax(Wp)	437.40	441.10	445.00	448.70	452.30	456.10
Maximum Power Voltage Vmp(V)	36.70	36.90	37.10	37.30	37.50	37.70
Maximum Power Current Imp(A)	11.90	11.94	11.99	12.03	12.07	12.11
Open Circuit Voltage Voc(V)	44.60	44.70	44.90	45.10	45.30	45.50
Short Circuit Current Isc(A)	12.54	12.58	12.63	12.67	12.71	12.75

*NMOT: Irradiance 800W/m², Ambient Temperature 20°C, AM 1.5, Wind Speed 1m/s

TEMPERATURE RATINGS

NMOT	44°C ±2°C
Temperature coefficient of Pmax	(-0.28±0.028)%/°C
Temperature coefficient of Voc	-0.23%/°C
Temperature coefficient of Isc	0.045%/°C

WORKING CONDITIONS

Maximum system voltage	1500 V DC
Operating temperature	-40°C~+85°C
Maximum series fuse	25 A
Front Side Maximum Static Loading	Up to 5400 Pa
Rear Side Maximum Static Loading	Up to 2400 Pa

*Remark: Do not connect Fuse in Combiner Box with two or more strings in parallel connection
 *Remark: Electrical data in this catalog do not refer to a single module and they are not part of the offer. They only serve for comparison among different module types.
 *Caution: Please be kindly advised that PV modules should be handled and installed by qualified people who have professional skills and please carefully read the safety and installation instructions before using our PV modules.

PACKAGING CONFIGURATION*

Piece/Box	36
Piece/Container(40'HQ)	720

*Customized packaging is available upon request.